

# Measuring Angles with a Protractor

## Home Link 6-10

NAME \_\_\_\_\_

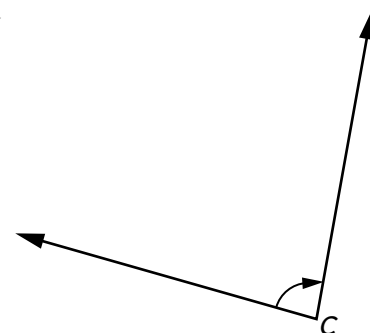
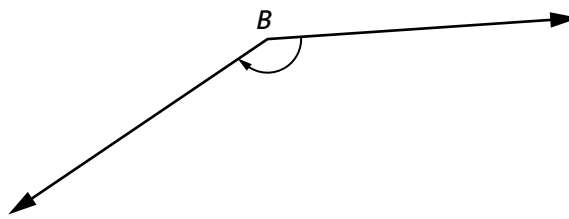
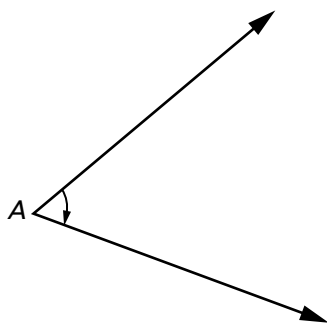
DATE \_\_\_\_\_

TIME \_\_\_\_\_

First estimate whether the angles measure more or less than  $90^\circ$ . Then use a half-circle protractor to measure them.



- ①  $\angle A$ : \_\_\_\_\_      ②  $\angle B$ : \_\_\_\_\_      ③  $\angle C$ : \_\_\_\_\_



Draw angles using the given measures.

- ④  $\angle QRS$ :  $105^\circ$       ⑤  $\angle NOP$ :  $32^\circ$       ⑥  $\angle KLM$ :  $300^\circ$

## Practice

$$\begin{array}{r} \textcircled{7} \quad 23,807 \\ + 42,004 \\ \hline \end{array}$$

$$\begin{array}{r} \textcircled{8} \quad 530,083 \\ + 283,690 \\ \hline \end{array}$$

$$\begin{array}{r} \textcircled{9} \quad 87,942 \\ - 23,851 \\ \hline \end{array}$$

$$\begin{array}{r} \textcircled{10} \quad 600,299 \\ - 510,345 \\ \hline \end{array}$$